



Theatre Virtual Learning

Acting 1 & 2
Stage Composition

Date: April 20, 2020



Lesson: April 20, 2020


Objective/Learning Target:

Students will understand the importance of stage composition in storytelling.

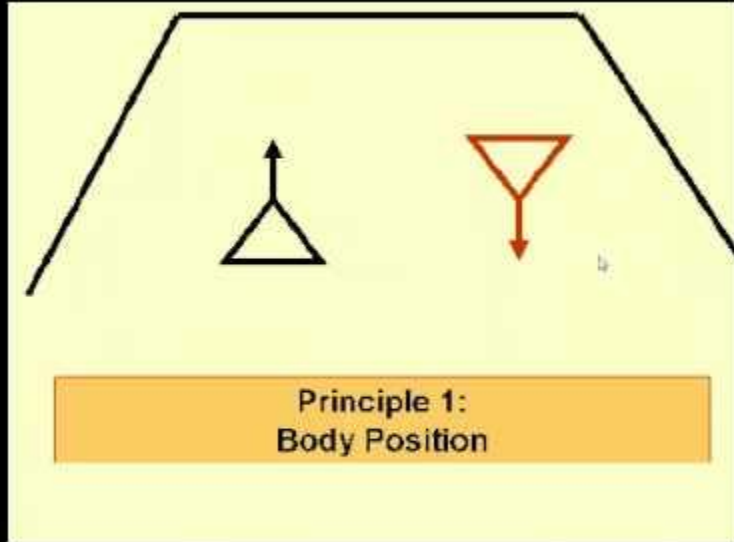
Stage Composition

Let's Get Started /
Warm Up Activities:
Study the picture.
In your opinion,
what story is being
told.





Lesson/Activity




Lesson Steps:

First, let us click on the video to learn about Stage Composition.

Watch the video:

[Stage Composition](#)


Reflection: While watching the video take notes on the elements of stage composition. You will answer questions about the video on the next slide.



Practice: Video Review



1. Define stage composition.
2. What are the 6 elements of stage composition?
3. What is the key to stage composition?



Practice Question Answers: How did you do?

1. Composition - the physical arrangement of the people on stage; creating a picture on stage
2. Body Positions - angle from which the audience sees the actor.
 - Full front is strongest
 - Full back is weakest

Vertical Level - the height of the actor, but not necessarily how tall the actor is.

 - The higher the actor is standing, the stronger

Planes - how close the actor is to the audience.

 - The further downstage, the stronger the position

Horizontal Location - the side of the stage the actor is located.

 - The center is the strongest, stage right is the second strongest, and stage left is the weakest


Focus - the area being looked at by the actor.

 - The audience tends to look where actors on stage are looking

Contrast - what looks similar and what looks different on stage.

 - A similar position is weaker than a different position
3. The key is to use composition to not only draw the audience's attention to the right actor or location, but to create an interesting and believable visual story for the audience.





Activity: Reading a Stage Picture



Now, we are going to go back to your warm-up. Again, study the picture. Describe the story the picture it tells referring to the elements of stage composition being used.

Remember that:

“Stage pictures enhance meaning, mood, suspense and keep the action **flowing**. A stage picture is an **appealing** arrangement or grouping formed onstage by the performers. The director creates stage groupings to present a picture for the audience in much the **same** way a photographer arranges people for a magazine layout.”